

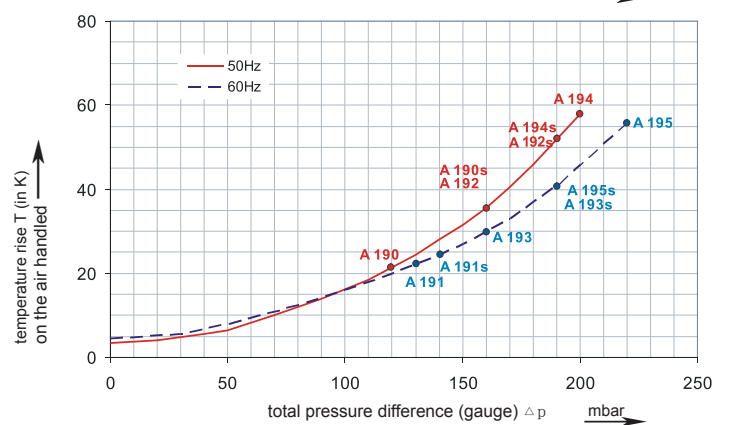
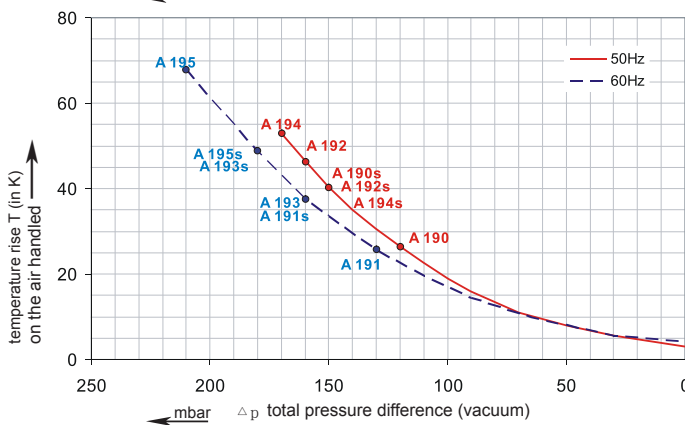
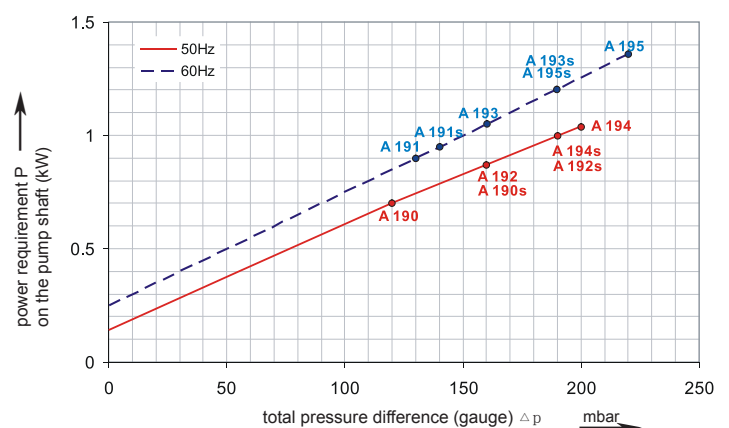
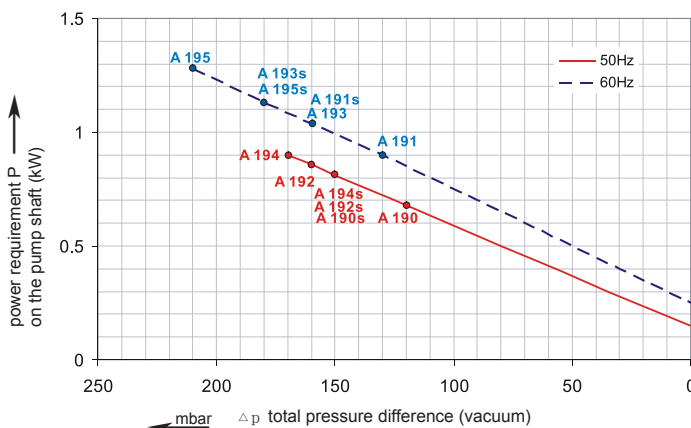
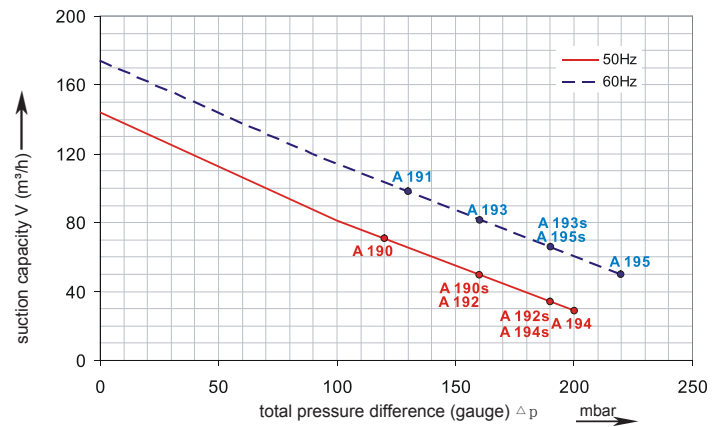
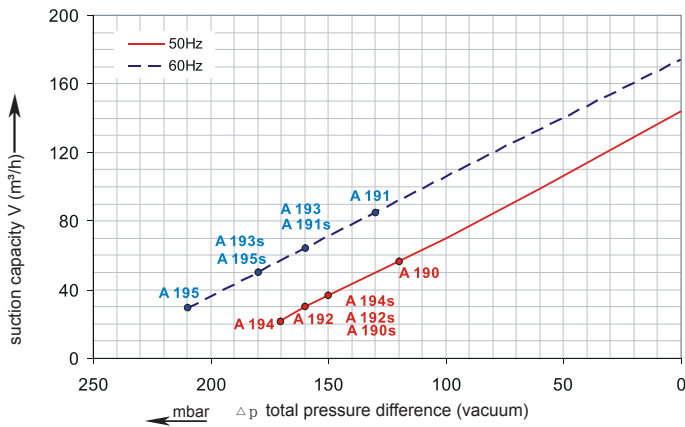


G-2RB

2RB 410

Performance curve for Vacuum pump

Performance curve for Compressor



The performance curves are based on air at a temperature of 15 °C and an atmospheric pressure of 1013 mbar with a tolerance of +/- 10 %.
The total pressure differences are valid for suction and ambient temperatures up to 25 °C.
For other conditions please confer with us.

Each G-2RB type can be applied both as vacuum pump and compressor in continuous operation over the total stated performance curve range. The motors are available as standard for the input voltage range of 50 and 60 Hz and for protection category IP 55 as well as approved for UL and CSA.

Selection and ordering data

Type 2RB410

Curve No.	Order No.	Fre- quency	Rated power	Input voltage		Input current		Permissible total differential pressure ²⁾		Sound pressure level ³⁾	Weight ca.
								Vacuum mbar	Compressor mbar		
		Hz	kW	V		A					

3~ 50/60 Hz IP55 isolation material class F 1)

A 190	2RB410-7AH06	50	0.7	200D ... 240D	345Y...415Y	3.8D	2.2Y	-120	120	63	13
A 191	2RB410-7AH06	60	0.83	220D ... 275D	380Y...480Y	3.75D	2.15Y	-130	130	64	13
A 192	2RB410-7AH16	50	0.85	200D ... 240D	345Y...415Y	4.0D	2.3Y	-160	160	63	16
A 193	2RB410-7AH16	60	0.95	220D ... 275D	380Y...480Y	3.85D	2.25Y	-160	160	64	16
A 194	2RB410-7AH26	50	1.3	200D ... 240D	345Y...415Y	5.7D	3.3Y	-170	200	63	17
A 195	2RB410-7AH26	60	1.5	220D ... 275D	380Y...480Y	6.0D	3.5Y	-210	220	64	17

1~ 50/60 Hz IP55 with attached condenser for continuous operation

A 190s	2RB410-7AA11	50	0.8	230		5.2		-150	160	63	15
A 191s	2RB410-7AA11	60	0.9	230		5.8		-160	140	64	15
A 192s	2RB410-7AA21	50	1.1	230		7.3		-150	190	63	16
A 193s	2RB410-7AA21	60	1.3	230		8.3		-180	190	64	16
A 194s	2RB410-7AV25	50	1.1	115	230	14.6	7.3	-150	190	63	16
A 195s	2RB410-7AV25	60	1.3	115	230	16.6	8.3	-180	190	64	16



Other voltage ranges

2RB 410-7AH □.□		
50Hz	60Hz	↑ ↑
3~		
185...225 V D/320...390 V Y	200...240 V D/345...415 V Y	H 1
200...240 V D/345...415 V Y	200...275 V D/380...480 V Y	H 6
345...415 V D	380...480 V D	H 7
500 V D	575VD	C 5
Machines according to the ATEX norm 94/4 EG are available for the whole performance range. Following types available: Category 3 G, 3/2 G, 3 D and 3/2 D.		
1~		
100 / 200 V	100 / 200 V	V 4
115 / 230 V	115 / 230 V	V 5
230V	230V	A 1

Further voltage range on request; please quote in plain text.

All G-2RB achieve the standards and norms of the low voltage directive (LVD)2006/95/EC, rotating electrotechnical motor EN 60034-1-2004, electromagnetic compatibility(EMC)EN55014-1/2,EN61000-2/-3/-4/-6.

- 1) For standard UL for ELECTRIC MOTOR UL 1004-1.
- 2) Relief-valve are available for limiting differential pressure.
- 3) Measuring-surface sound-pressure level acc. to DIN EN 21680, measured at a distance of 1 m. The pump is throttled to an average suction pressure, a hose is connected to the discharge side (compressor) / suction side (vacuum pump), but is not fitted with relief valves.

The motors are designed according to the DIN EN 60 034 / DIN IEC 34-1 and temperature class F.

For the three phase machines the tolerances are +/- 10 % for fixed voltage and +/- 5 % for voltage range.

The single phase machines are designed with a +/- 5 % tolerances. If only 90 % of the maximum allowed pressure will be used for the continuous operating then the allowed voltage range add to +/- 10 %.

For all single and three phase machines which designed according to the UL and CSA norm (UL 1004-1) the maximum allowed voltage tolerances are - 10 % resp. + 6 %.

The frequency tolerance is maximum +/- 2 %.

Changes in particular the quoted performance curve, datas and weights without prior notice. The figures are without obligations.

ZHEJIANG GREENCO INDUSTRY CO.,LTD

Add:danya industrial zone.zeguo.wenling zhejiang China
P.C:317523
Tel:0086-576-86428999
Fax:0086-576-86409555
E-mail:greenco@greenco.cn
Http://www.greenco.cn